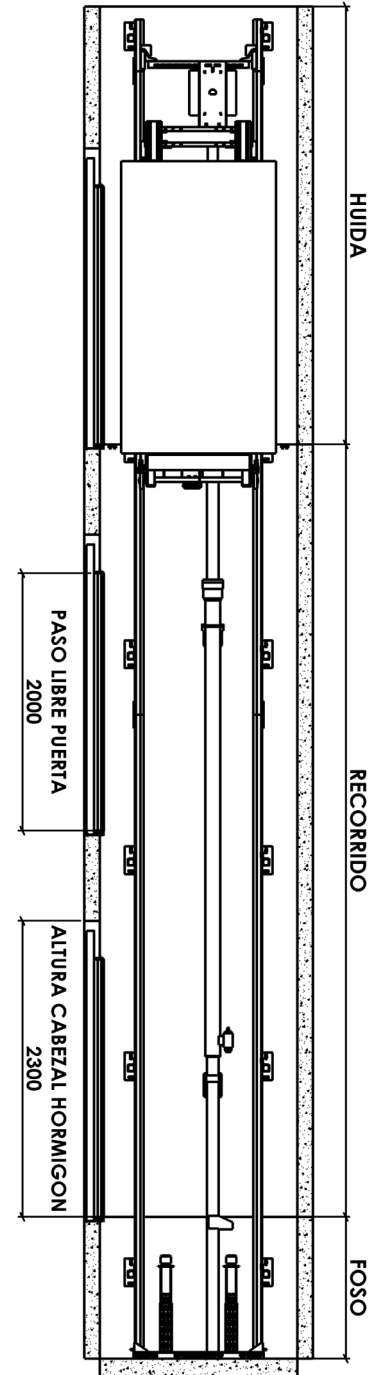
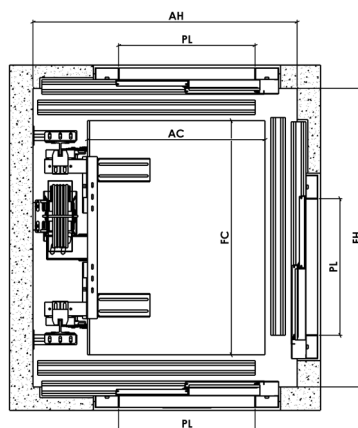
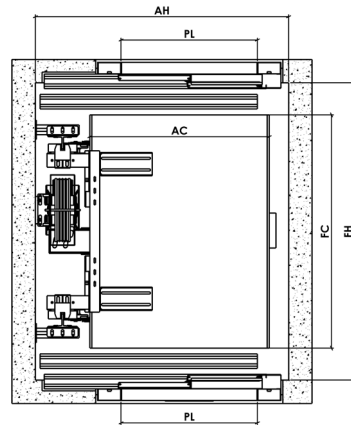
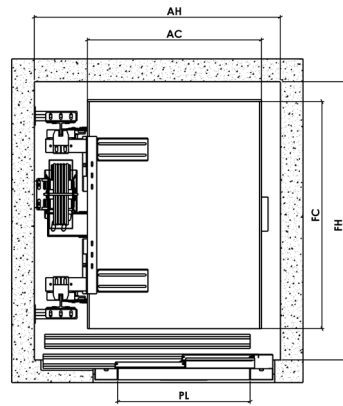
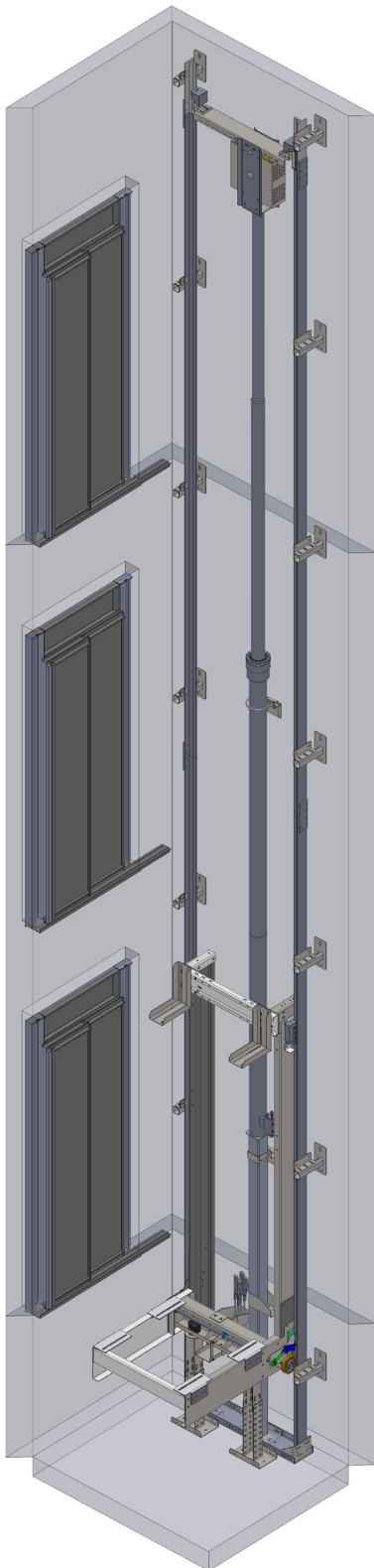


A S C E N S O R

HIDRAULICO - Tiro descentrado









SISTEMA RENOVADO PARA POCAS ALTURAS.



- Permite configuración hasta 3 accesos.
- Eficiencia energética alta, reduciendo un 50% el consumo respecto al hidráulico convencional.
- Alto confort gracias a las válvulas electrónicas.
- Sistema de rescate en ausencia de corriente.



A S C E N S O R


HIDRAULICO - Tiro descentrado

CARGA (kg.)	CABINA (mm)		PUERTAS (mm)		FH (mm)								
					1 EMBARQUE			2 EMB 180° / 3 EMB			2 EMB 90°		
	AC	FC	PL	TIPO	PVS	PV	PCV	PVS	PV	PCV	PVS	PV	PCV
320	800	1000	700	2HT	1245	1310	1360	1330	1440	1540	1340	1395	1455
375	900	1100	700	2HT	1345	1410	1460	1430	1540	1640	1345	1410	1460
375 	900	1200	800	3HT	1445	1510	1560	1530	1640	1740	1490	1545	1605
450 	1000	1250	800	2HT	1495	1560	1610	1580	1690	1790	1495	1560	1610
630 	1100	1400	900	2HT	1645	1710	1760	1730	1840	1940	1645	1710	1760

CARGA (kg.)	CABINA (mm)		PUERTAS (mm)		AH (mm)			
					1 EMB / 2 EMB 180°		2 EMB 90° / 3 EMB	
	AC	FC	PL	TIPO	-	PVS	PV	PCV
320	800	1000	700	2HT	1220	1265	1330	1380
375	900	1100	700	2HT	1340	1365	1430	1480
375 	900	1200	800	3HT	1340	1365	1430	1480
450 	1000	1250	800	2HT	1420	1465	1530	1580
630 	1100	1400	900	2HT	1550	1565	1565	1680

FOSOS Y HUIDAS				
CARGA (kg.)	ESTÁNDAR (EN81-1:2001+A3) 		REDUCIDAS (EN81.21:2009) 	
	0,63 m/s		0,63 m/s	
	FOSO	HUIDA	FOSO	HUIDA
320	1100	3450	220	2400
375	1100	3450	220	2400
450	1100	3450	220	2400
630	1150	3450	220	2400

MOCHETAS				
CARGA (kg.)	PUERTAS (mm)		MOCHETAS	
	PL	TIPO	M1	M2
320	700	2HT	280	10
375	700	2HT	300	80
375 	800	3HT	205	75
450 	800	2HT	350	30
630 	900	2HT	400	10



* Dimensiones de fosos reducidos considerando suelo de goma.

** Dimensiones de huidas reducidas considerando altura de cabina interior 2050mm.

*** Para compatibilización de medidas entre foso y huida reducida, y características fuera de tabla, consultar a Beltrán ascensores y montacargas, S.L.